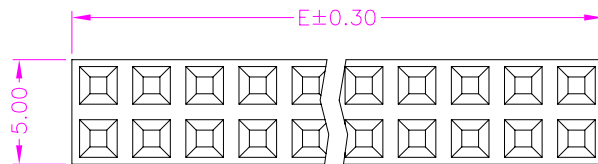


REV.	DESCRIPTION	DATE
A	RELEASE	Aug. 29, 2001
B	P/N MODIFY	May 08, 2002
C	DRAW MODIFY	Nov. 11, 2002
D	DRAW MODIFY	Nov. 25, 2004
E	RoHS MODIFY	Jun. 09, 2005
F	DRAW MODIFY	Mar. 27, 2006
G	P/N MODIFY	Oct. 18, 2006
H	DRAW MODIFY	Apr. 23, 2013



$$E = (\text{NO. OF POSITION PER ROW}) \times 2.54 + 0.66$$

$$(\text{NO. OF POSITION PER ROW}) \times 1.00 + .026$$

$$F = (\text{NO. OF POSITION PER ROW} - 1) \times 2.54$$

$$(\text{NO. OF POSITION PER ROW} - 1) \times 1.00$$

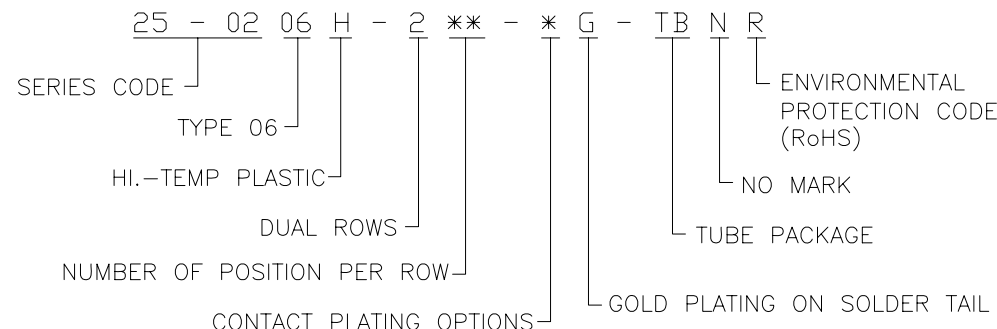
### MATERIALS

1. HOUSING : NYLON 6T (UL 94V-0), BLACK.
2. TERMINAL : PHOSPHOR BRONZE. (t=0.64mm)
3. STRIP : NYLON 6T, BLACK.

### SPECIFICATION

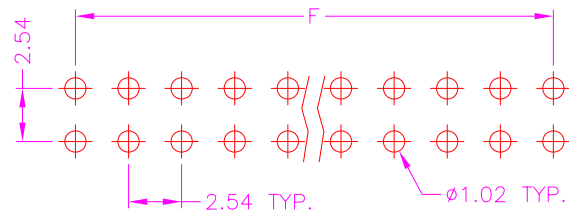
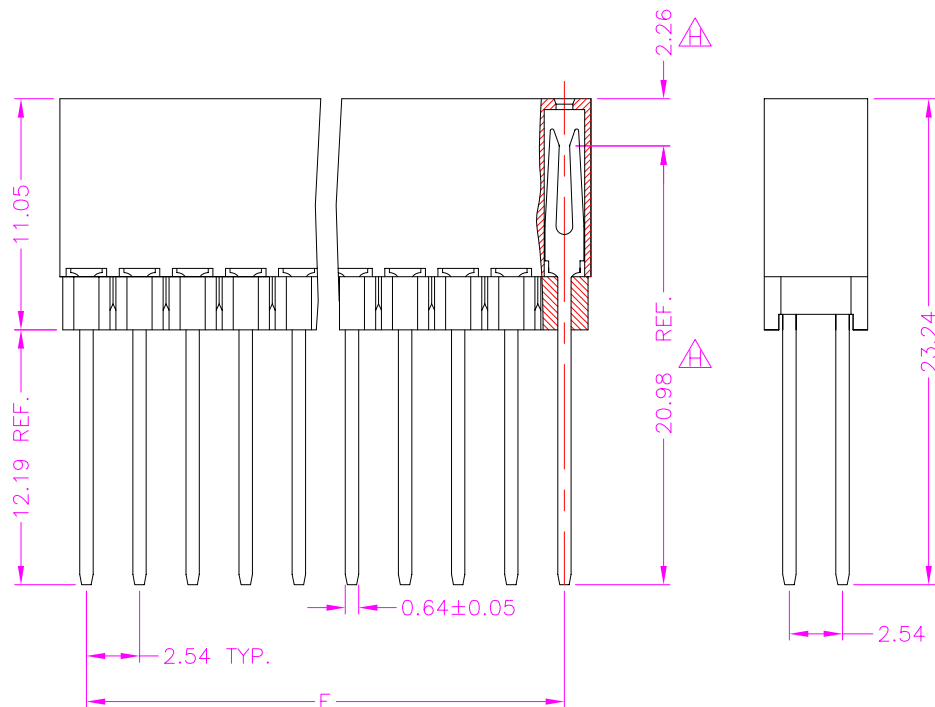
1. CURRENT RATING : 3 AMP. MAX.
2. DIELECTRIC WITHSTANDING VOLTAGE : 1000V AC R.M.S. FOR ONE MINUTE.
3. INSULATION RESISTANCE : 5000M OHMS MIN. AT 1000V DC.
4. CONTACT RESISTANCE : 30m OHMS MAX.
5. OPERATING TEMPERATURE : -55°C TO +105°C.

### PART NUMBER INFORMATION :



### CONTACT PLATING OPTIONS

- 1 : GOLD FLASH
- 2 : .000010" GOLD
- 3 : .000015" GOLD
- 4 : .000020" GOLD
- 5 : .000030" GOLD



RECOMMEND P.C.B. LAYOUT  
TOP VIEW

TOLERANCE .0=±0.30 .00=±0.20 .000=±.XXX .0000=±. ANG.=±3°		DRAWER <i>JANPBE</i>	 <b>WWW.ASTRON.COM.TW</b>
 UNITS : mm		CHECK <i>JINJ</i>	
SCALE NONE		APP'D <i>ERJE</i>	DRAW NO. C25-0206H-2XX-XG-TB NR
SIZE A4	SHEET 1 OF 1	PRODUCT SPEC. —	REV. H
		(A) H0007	