


26 Series

40V/3.5A·1a/2a



Features

- Contact Form 1a / 2a
- Load Voltage 40V
- Operation LED Current 3.0mA
- Load Current 3.5A
- On-Resistance 0.033Ω
- Output Capacitance 240pF
- Low Off-State Leakage Current 1.0μA



Application

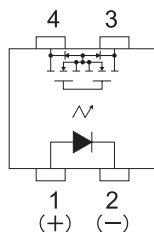
- Modem
- Telephone Equipment
- Security Equipment
- Sensing Equipment
- Automatic Test Equipment
- I/O Modules
- Electric Vehicle

PART NO	PACKAGE	PACKING
AB26	DIP-4	Tube 90pcs
AA26	DIP-6	Tube 50pcs
AC26	DIP-8	Tube 45pcs
AB26F	SMD-4	Tube 90pcs
AA26F	SMD-6	Tube 50pcs
AC26F	SMD-8	Tube 45pcs
AB26S	SOP-4	Tube 100pcs
AC26S	SOP-8	Tube 50pcs
AB26F-R1	SMD-4	Reel 1000pcs
AA26F-R1	SMD-6	
AC26F-R1	SMD-8	
AB26S-R1	SOP-4	
AC26S-R1	SOP-8	

* Package & PCB Layout Design, See Page 134

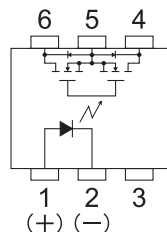
Terminal Identification

AB26(F)(S)



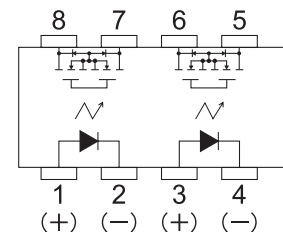
- 1: Anode (LED)
2: Cathode (LED)
3,4: Drain (MOS FET)

AA26(F)



- 1: Anode (LED)
2: Cathode (LED)
3: NC
4,6: Drain (MOS FET)
5: Source (MOS FET)

AC26(F)(S)



- 1,3: Anode (LED)
2,4: Cathode (LED)
5,6,7,8: Drain (MOS FET)



Hi-A Grade $\geq 1A$

Absolute Maximum Ratings 絕對最大定格 (Ambient Temperature 周圍溫度 : 25°C)

Item		Symbol	Value				
			AB26S	AC26S	AB26(F)	AC26(F)	AA26(F)
Outline Package			1CH	2CH	1CH	2CH	1CH
Input 輸入	Continuous LED Current 連續 LED 電流	I_F	50mA				
	Peak LED Current LED 峰值電流 (f=100 Hz,Duty=1%)	I_{FP}	500mA				
	LED Reverse Voltage 逆向 LED 電壓	V_R	5V				
	Input Power Dissipation 輸入損耗	P_{IN}	75mW				
Output 輸出	Load Voltage 負荷電壓	V_L	40V (AC peak or DC)				
	Load Current 負荷電流 (A)	I_L	2.5	2.0	2.5	2.0	3.5
	Peak Load Current 峰值負荷電流 (1ms,1 shot) (A)	I_{PEAK}	6.0	6.0	6.0	6.0	6.0
	Output Power Dissipation 輸出損耗 (mW)	P_{OUT}	350	450	350	450	500
Total Power Dissipation 全損耗 (mW)		P_T	400	500	400	500	550
I/O Breakdown Voltage 入 / 出力間絕緣電壓 (Vrms)		$V_{I/O}$	1500	1500	3750	3750	3750
I/O Breakdown Voltage 入 / 出力間絕緣電壓 (Suffix-H) (Vrms)		$V_{I/O}$	3750	3750	5000	5000	5000
Operating Temperature 使用時溫度		T_{OPR}	-40°C ~ +85°C				
Storage Temperature 保存溫度		T_{STG}	-40°C ~ +100°C				

Electrical Specifications 電性規格 (Ambient Temperature 周圍溫度 : 25°C)

Item		Symbol	MIN.	TYP.	MAX.	Units	Conditions
Input 輸入	LED Forward Voltage LED 順向電壓	V_F	1.0	1.37	1.5	V	$I_F=10mA$
	Operation LED Current LED 動作電流	$I_{F ON}$		0.7	3.0	mA	
	Recovery LED Voltage LED 復位電壓	$V_{F OFF}$	0.5	1.1		V	
Output 輸出	On-Resistance 導通電阻 Drain to Drain	R_{ON}		0.033	0.043	Ω	$I_F=5mA, I_L=Rating$ Time to flow is within 1sec.
	Off-State Leakage Current 開路狀態漏電流	I_{LEAK}			1.0	μA	$V_L=40V$
	Output Capacitance 輸出端容量	C_{OUT}		240		pF	$V_L=0V, f=1MHz$
Transmission 傳達	Turn-On Time 動作時間	T_{ON}		0.8	3.0	ms	$I_F=5mA$ $I_L=Rating$ (for SOP type)
	Turn-Off Time 復位時間	T_{OFF}		0.05	0.5	ms	
	Turn-On Time 動作時間	T_{ON}		0.8	3.0	ms	$I_F=10mA$ $I_L=Rating$ (for DIP/SMD type)
	Turn-Off Time 復位時間	T_{OFF}		0.05	0.5	ms	
Coupled 結合	I/O Insulation Resistance 輸入 / 出間絕緣阻抗	$R_{I/O}$	10^9			Ω	
	I/O Capacitance 輸入 / 力端靜電容量	$C_{I/O}$		1.3		pF	$f=1MHz$

Hi-A Grade $\geq 1A$



PhotoMOS-FET Relays
General-Purpose

PhotoMOS-FET Relays
Hi-A Grade $\geq 1A$

PhotoMOS-FET Relays
Hi-V Grade $\geq 600V$

PhotoMOS-FET Relays
Low Leakage Current

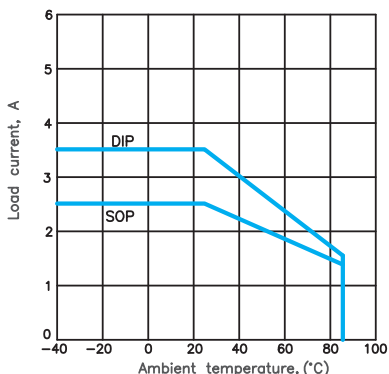
PhotoMOS-FET Relays
RF

PhotoMOS-FET Relays
Photo Coupler

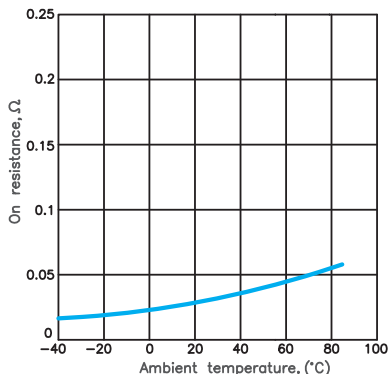
PhotoMOS-FET Relays
Mos Driver

PhotoMOS-FET Relays
Solid State Relays

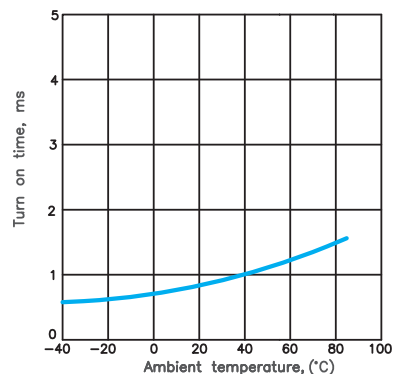
Load current Vs. Ambient temperature



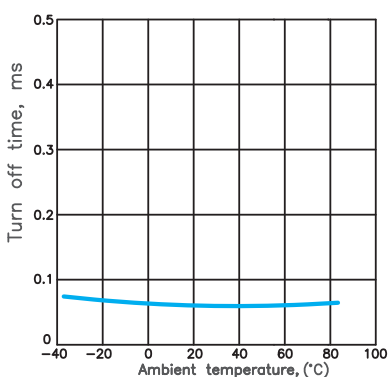
On resistance Vs. Ambient temperature



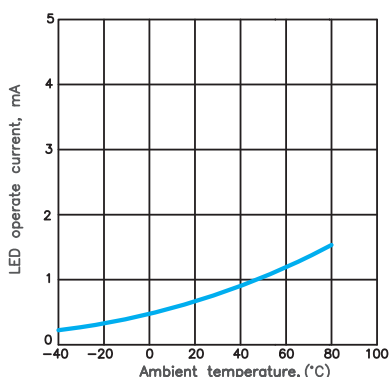
Turn on time Vs. Ambient temperature



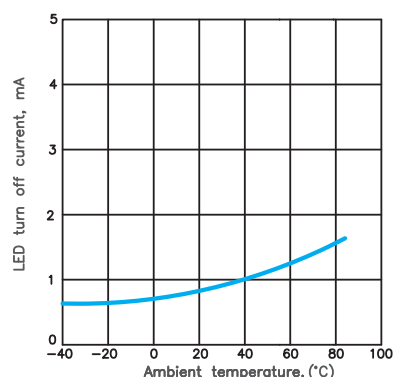
Turn off time Vs. Ambient temperature



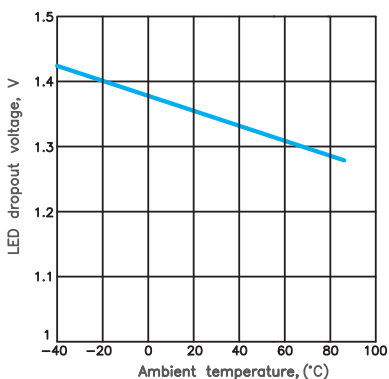
LED operate current Vs. Ambient temperature



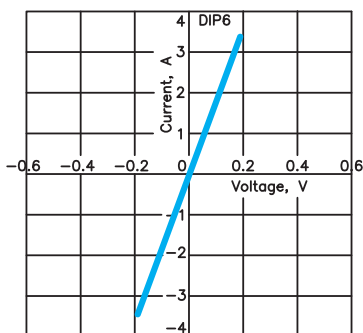
LED Turn off current Vs. Ambient temperature



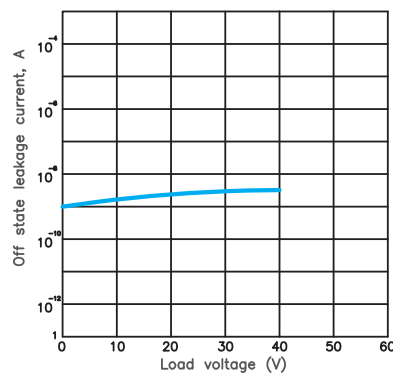
LED forward voltage Vs. Ambient temperature



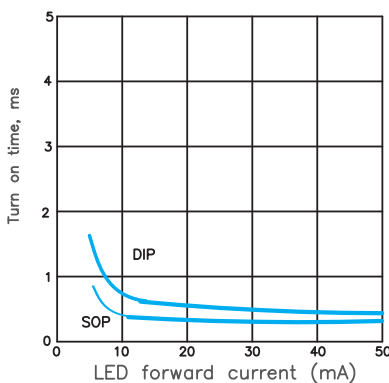
Voltage Vs. current characteristics of output at MOS portion



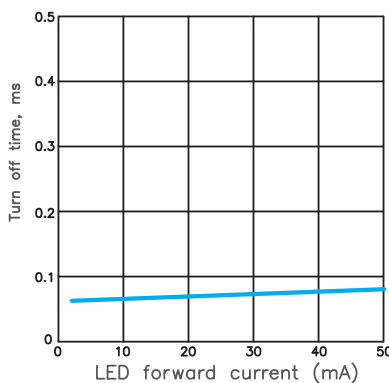
Off state leakage current Vs. Load voltage characteristics



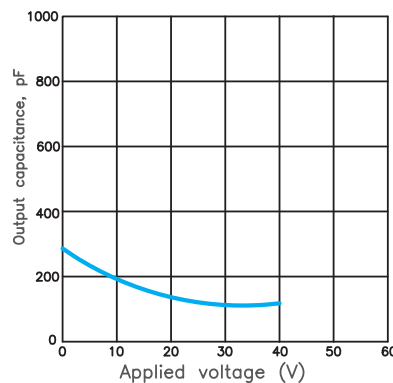
LED forward current Vs. turn on time characteristics



LED forward current Vs. turn off time characteristics



Applied voltage Vs. output capacitance characteristics



為了持續的改進，敝司有權在不影響規格範圍的情況下修改設計。
In the interest of continuous development, our companies reserve the right to alter designs within specification range.