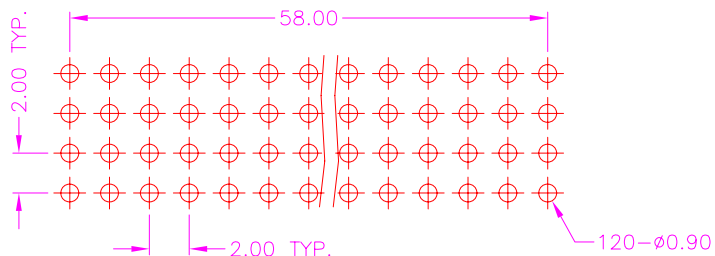
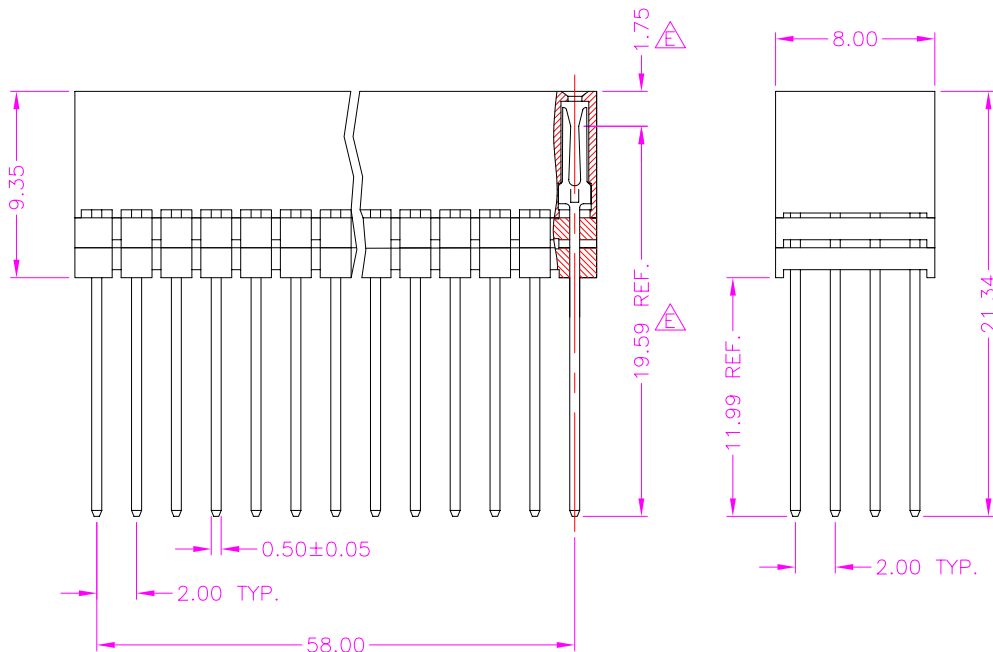
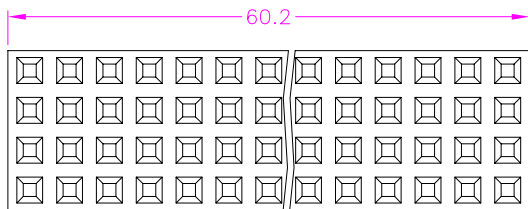


REV.	DESCRIPTION	DATE
A	RELEASE	Apr. 23, 2002
B	DRAW MODIFY	Nov. 16, 2006
C	DRAW MODIFY	Nov. 21, 2006
D	MATERIAL MODIFY	Dec. 16, 2008
E	DRAW MODIFY	Apr. 23, 2013



RECOMMEND P.C.B. LAYOUT
TOP VIEW

MATERIALS

1. HOUSING : NYLON 6T (UL 94V-0), BLACK.
2. TERMINAL : PHOSPHOR BRONZE. (t=0.50mm)
3. STRIP : NYLON 9T, BLACK.

SPECIFICATION

1. CURRENT RATING : 1 AMP. MAX.
2. DIELECTRIC WITHSTANDING VOLTAGE : 800V AC R.M.S. FOR ONE MINUTE.
3. INSULATION RESISTANCE : 5000M OHMS MIN. AT 500V DC.
4. CONTACT RESISTANCE : 30m OHMS MAX.
5. OPERATING TEMPERATURE : -55°C TO +105°C.

PART NUMBER INFORMATION :

25 - 22 03 - 4 30 - * G - N - R

SERIES CODE | TYPE 03 | QUAD ROWS | NUMBER OF POSITION PER ROW | * | G | N | R

ENVIRONMENTAL PROTECTION CODE (RoHS)

NO MARK

GOLD PLATING ON SOLDER TAIL

CONTACT PLATING OPTIONS

1 : GOLD FLASH

2 : .000010" GOLD

3 : .000015" GOLD

5 : .000030" GOLD

TOLERANCE		DRAWER		 WWW.ASTRON.COM.TW
.0=±0.30 .00=±0.20 .000=±.XXX .0000=±. ANG.=±3°		JANFB		
		CHECK		NAME
		BEN		
		APP'D		PRODUCT SPEC.
		ERFB		
UNITS : mm		315-0008 C342-2004		DRAW NO.
				C25-2203-430-XG-N-R
SCALE	SIZE	SHEET	REV.	(A)
NONE	A4	1 OF 1	E	H0007