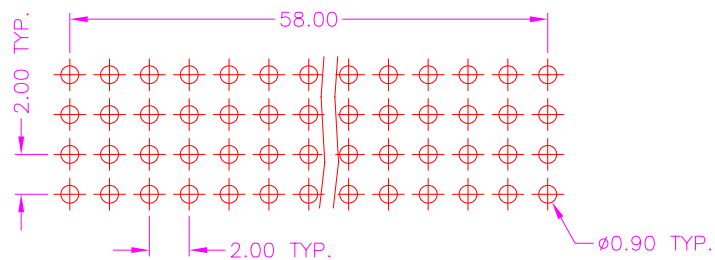
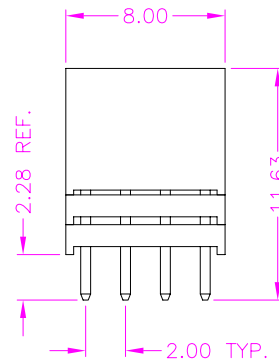
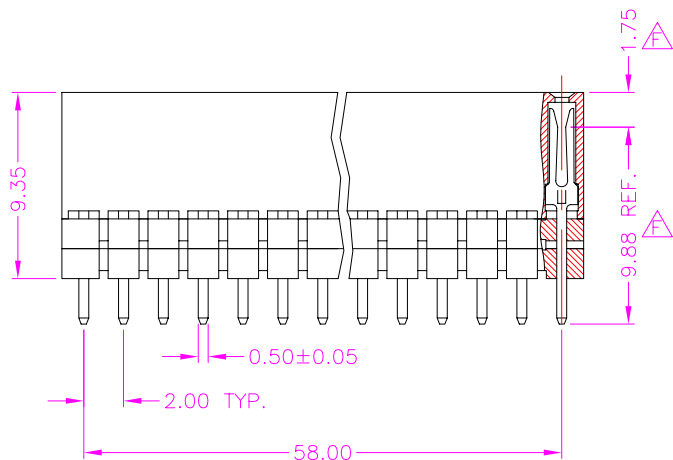
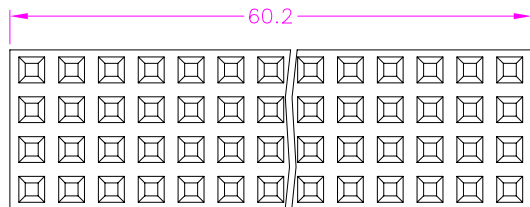


REV.	DESCRIPTION	DATE
A	RELEASE	Apr. 23, 2002
B	DRAW MODIFY	Nov. 18, 2003
C	RoHS MODIFY	Mar. 07, 2005
D	DRAW MODIFY	Nov. 21, 2006
E	MATERIALS MODIFY	Dec. 22, 2008
F	DRAW MODIFY	Apr. 23, 2013



RECOMMEND P.C.B. LAYOUT
TOP VIEW

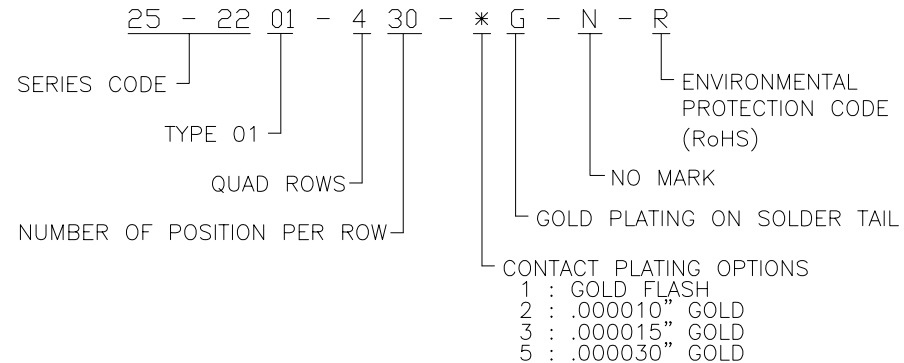
MATERIALS

1. HOUSING : NYLON 6T (UL 94V-0), BLACK.
2. TERMINAL : PHOSPHOR BRONZE. (t=0.50mm)
3. STRIP : NYLON 9T, BLACK.

SPECIFICATION

1. CURRENT RATING : 1 AMP. MAX.
2. DIELECTRIC WITHSTANDING VOLTAGE : 800V AC R.M.S. FOR ONE MINUTE.
3. INSULATION RESISTANCE : 5000M OHMS MIN. AT 500V DC.
4. CONTACT RESISTANCE : 30m OHMS MAX.
5. OPERATING TEMPERATURE : -55°C TO +105°C.

PART NUMBER INFORMATION :



TOLERANCE .0=±0.30 .00=±0.20 .000=±.XXX .0000=±. ANG.=±3'		DRAWER <i>JANTEE</i>		 WWW.ASTRON.COM.TW
 UNITS : mm		CHECK <i>JAN</i>		
SCALE NONE		APP'D <i>ERP</i>		DRAW NO. C25-2201-430-XG-N-R
SIZE A4		PRODUCT SPEC. 315-0007 C342-2003		(A) H0007
SHEET 1 OF 1		REV. F		