


DIP Series

DIP & SMD Reed Relay

Features

- Epoxy molded ,14pin dual-in-line packages.
- Can be immersed during board cleaning operations.
- High isolation between input and outpout.
- High speed and low driving power..
- Diode and Mangnetic shield available.



Order Code

DIP- XX-XX X X X X X
 a b c d e f g

a : Contact Form : 1A=1FormA, 2A=2FormA, 1B=1FormB, 1C=1FormC
 b : Coil Voltage : 05=5V, 12=12V, 24=24V
 c : Nil=Standard type, D=Diode, S=Mangnetic Shield,
 N=Diode+Mangnetic Shield
 d : Nil=No Electrostatic Shield, E=Electrostatic Shield
 e : Nil=Pin2 and Pin13 to not Connected, T=Pin2 and Pin13 Connected
 f : Nil=Std.Grade, Y or C =ATE Grade
 g : Nil=Standard Type, J=SMD J Model, G=SMD G Model

Coil Date-Standard Type 1 Form A (at 20°C)

Nominal Voltage DC ± 10% [V]	Coil Resistance ± 10% [ohm]	Nominal Input Power	Max. Operate Voltage (VDC)	Min. Release Voltage (VDC)	Max. Allowable Voltage (VDC)
5	500	50mW	3.75	0.6	10
12	1000	144mW	9	1	20
24	2150	268mW	18	2	32

Coil Date-Standard Type 1 Form B (at 20°C)

Nominal Voltage DC ± 10% [V]	Coil Resistance ± 10% [ohm]	Nominal Input Power	Max. Operate Voltage (VDC)	Min. Release Voltage (VDC)	Max. Allowable Voltage (VDC)
5	500	50mW	3.75	0.6	6
12	1000	144mW	9	1	14.5
24	2150	268mW	18	2	29

Coil Date-Standard Type 1 Form C (at 20°C)

Nominal Voltage DC ± 10% [V]	Coil Resistance ± 10% [ohm]	Nominal Input Power	Max. Operate Voltage (VDC)	Min. Release Voltage (VDC)	Max. Allowable Voltage (VDC)
5	200	125mW	3.75	0.6	10
12	500	288mW	9	1	20
24	2000	268mW	18	2	28

Coil Date-Standard Type 2 Form A (at 20°C)

Nominal Voltage DC ± 10% [V]	Coil Resistance ± 10% [ohm]	Nominal Input Power	Max. Operate Voltage (VDC)	Min. Release Voltage (VDC)	Max. Allowable Voltage (VDC)
5	140	179mW	3.75	0.6	10
12	500	288mW	9	1	20
24	2150	268mW	18	2	32



Contact Rating

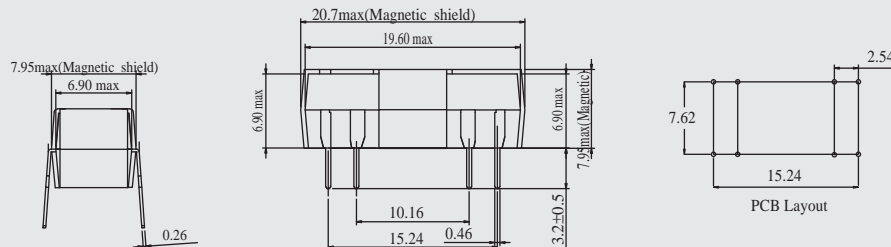
Contact Form	1 Form A 2 Form A	1 Form B	1 Form C
Max. Switching Power	10w		3w
Max. Switching Voltage	100VDC or Peak AC		100VDC or Peak AC
Max. Switching Current	0.5A		0.2A
Max. Carry Current	1A		0.5A

Specification

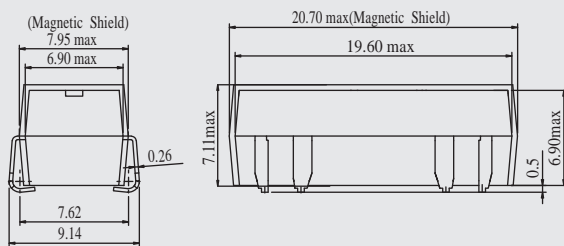
Contact Resistance	Max.150m ohm		Max.150m ohm
Operate Time (Incl.bounce)	1.0ms		1.5ms
Release Time	0.5ms		2.0ms
Insulation Resistance	10 ⁹ ohm		
Dielectric Strength	Between Open Contacts 200VDC		
	Between Coil to Contacts 1500VDC		
Capacitance(Between Open Contacts)	0.5pF		1.0pF
Vibration	20G (10-2KHz)		10G (10-2KHz)
Shock Resistance	30G (11ms, 1/2sin Wave)		30G (11ms, 1/2sin Wave)
Operating Temperature	-20°C ~+85°C		-20°C ~+85°C
Life Expectancy of Electrical	5X10 ⁷ ops (10VDC, 10mA)	5X10 ⁶ ops (5VDC, 100mA)	1X10 ⁷ ops (5VDC, 1mA)

Dimensions (Unit : mm)

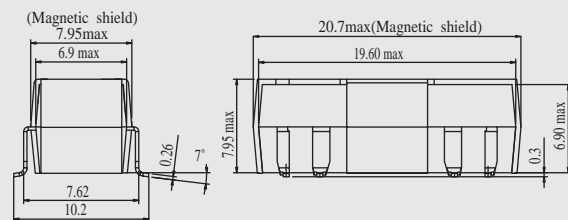
Standard Type



SMD J Model



SMD G Model



Wiring Diagrams (Top View)

